

HOW TO Reserve a Park Picnic Shelter


***Before you can reserve a shelter, you must have an online account set up.**

Once your online account is set up:

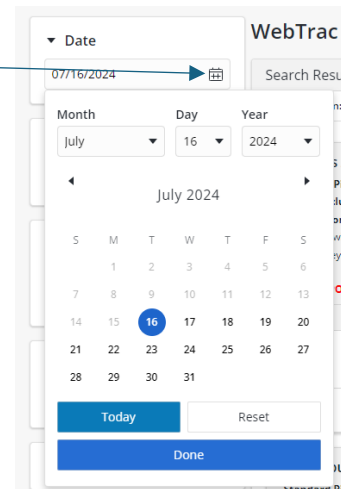
1. Visit: [Savage, MN - Splash](#) and sign into your account top right corner of the screen



2. Scroll down on the Splash page to the Picnic Shelters box and click on the image



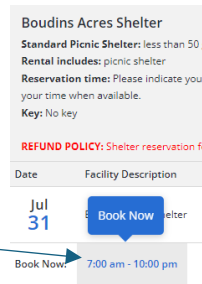
3. Click on the calendar in the top left corner and select the date you would like to reserve



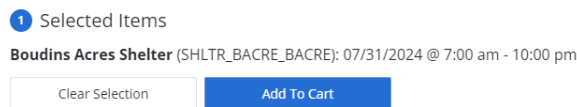
4. Select the Search box on the bottom left side:



5. Scroll down the page to the shelter you would like to use, hover over the time frame next to the word "Book Now" and click it.



6. Once you click, a banner will appear at the bottom of the screen. Click "Add To Cart" and then continue on with your reservation.



7. Once you make your reservation payment, you will receive an email receipt.

Any questions or concerns please contact Savage Parks and Recreation for help 952-224-3420.